

**APHIA II Coast**  
Behaviour Change Communication Monthly Reporting Form

Name of partner organisation:	Malindi Education&Development Association																						
District:	Malindi																						
Programme Area:	Prevention																						
Target Group:	Youth out of school																						
Year: 2009																							
	Monthly Achievements			Quarterly summary		Monthly Achievements			Quarterly summary		Monthly Achievements			Quarterly summary		Monthly Achievements			Quarterly summary		Yearly summary		
	Jan	Feb	March	Actual Attained	Target	April	May	June	Actual Attained	Target	July	Aug	Sep	Actual Attained	Target	Oct	Nov	Dec	Actual Attained	Target	Actual Attained	Target	
<b>Training</b>																							
# of active peer educators	Males	80	89	95	95	0	0	0	0	0	0	0	0	0	0	0	0	0	0	0	0	0	0
	Females	41	43	46	46	0	0	0	0	0	0	0	0	0	0	0	0	0	0	0	0	0	0
# of peer educators tested and received results	Males	11	0	14	25	0	0	0	0	0	0	0	0	0	0	0	0	0	0	0	0	25	0
	Females	12	0	7	19	0	0	0	0	0	0	0	0	0	0	0	0	0	0	0	0	19	0
# of peer education trainings held		0	0	0	0	0	0	0	0	0	0	0	0	0	0	0	0	0	0	0	0	0	0
# of peer educators newly trained ( PE, MT)	Males	0	0	0	0	0	0	0	0	0	0	0	0	0	0	0	0	0	0	0	0	0	0
	Females	0	0	0	0	0	0	0	0	0	0	0	0	0	0	0	0	0	0	0	0	0	0
# of peer educators attending refresher courses	Males	0	0	0	0	0	0	0	0	0	0	0	0	0	0	0	0	0	0	0	0	0	0
	Females	0	0	0	0	0	0	0	0	0	0	0	0	0	0	0	0	0	0	0	0	0	0
# of TOT trainings held		0	0	0	0	0	0	0	0	0	0	0	0	0	0	0	0	0	0	0	0	0	0
# of people attending TOT training	Males	0	0	0	0	0	0	0	0	0	0	0	0	0	0	0	0	0	0	0	0	0	0
	Females	0	0	0	0	0	0	0	0	0	0	0	0	0	0	0	0	0	0	0	0	0	0
# of people attending other trainings (Specify).....	Males	0	17	17	34	0	0	0	0	0	0	0	0	0	0	0	0	0	0	0	0	34	0
	Females	0	7	19	26	0	0	0	0	0	0	0	0	0	0	0	0	0	0	0	0	26	0
Total # of all trainings conducted (workshops & training sessions)		0	0	0	0	0	0	0	0	0	0	0	0	0	0	0	0	0	0	0	0	0	0
Total # of peer educators trained	Males	0	0	0	0	0	0	0	0	0	0	0	0	0	0	0	0	0	0	0	0	0	0
	Females	0	0	0	0	0	0	0	0	0	0	0	0	0	0	0	0	0	0	0	0	0	0
	Total	0	0	0	0	0	0	0	0	0	0	0	0	0	0	0	0	0	0	0	0	0	0
<b>IEC Materials and Information distribution</b>																							
# of BCC/IEC materials disseminated (by type)	Fliers	0	23	0	23	0	0	0	0	0	0	0	0	0	0	0	0	0	0	0	0	23	0
	Posters	19	21	26	66	0	0	0	0	0	0	0	0	0	0	0	0	0	0	0	0	66	0
	Pamphlets	751	844	902	2497	0	0	0	0	0	0	0	0	0	0	0	0	0	0	0	0	2497	0
	Others	57	33	125	215	0	0	0	0	0	0	0	0	0	0	0	0	0	0	0	0	215	0
	Total	827	921	1053	2801	0	0	0	0	0	0	0	0	0	0	0	0	0	0	0	0	2801	0
# of target population reached by (IEC materials & information)	Males	2068	2302	2022	6392	0	0	0	0	0	0	0	0	0	0	0	0	0	0	0	0	6392	0
	Females	2067	2303	3243	7613	0	0	0	0	0	0	0	0	0	0	0	0	0	0	0	0	7613	0
<b>Peer Education Activities</b>																							
<b>Outreaches</b>																							
# of outreaches conducted (Magnet theatre /community/BCC/IEC events/ World AIDs day e.t.c)		30	18	25	73	0	0	0	0	0	0	0	0	0	0	0	0	0	0	0	0	73	0
# of people contacted through outreaches conducted (Magnet theatre /community/BCC/IEC events/ World AIDs day e.t.c)	Males	1,266	361	708	2335	0	0	0	0	0	0	0	0	0	0	0	0	0	0	0	0	2335	0
	Females	1,514	325	787	2626	0	0	0	0	0	0	0	0	0	0	0	0	0	0	0	0	2626	0
# of people reached through outreaches conducted (Magnet theatre /community/BCC/IEC events/ World AIDs day e.t.c)	Males	820	565	3502	4887	0	0	0	0	0	0	0	0	0	0	0	0	0	0	0	0	4887	0
	Females	1,021	657	4675	6353	0	0	0	0	0	0	0	0	0	0	0	0	0	0	0	0	6353	0
<b>Group sessions</b>																							
# of group sessions conducted		291	327	377	995	0	0	0	0	0	0	0	0	0	0	0	0	0	0	0	0	995	0
Contacts through group sessions	Males	1,576	1640	1384	4600	0	0	0	0	0	0	0	0	0	0	0	0	0	0	0	0	4600	0
	Females	1,174	1244	1208	3626	0	0	0	0	0	0	0	0	0	0	0	0	0	0	0	0	3626	0
# reached through group sessions	Males	346	432	387	387	0	0	0	0	0	0	0	0	0	0	0	0	0	0	0	0	0	0
	Females	250	432	175	175	0	0	0	0	0	0	0	0	0	0	0	0	0	0	0	0	0	0
# Number of new participants who know their HIV status	Males	92	131	73	296	0	0	0	0	0	0	0	0	0	0	0	0	0	0	0	0	296	0
	Females	92	52	130	274	0	0	0	0	0	0	0	0	0	0	0	0	0	0	0	0	274	0
<b>One - one - sessions (including church home meetings, e.tc</b>																							
# of one - one - sessions		2,109	6162	5082	13353	0	0	0	0	0	0	0	0	0	0	0	0	0	0	0	0	13353	0
# Of One - one - contacts	Males	347	2291	257	2895	0	0	0	0	0	0	0	0	0	0	0	0	0	0	0	0	2895	0
	Females	351	1992	291	2634	0	0	0	0	0	0	0	0	0	0	0	0	0	0	0	0	2634	0
# of people reached through one-on-one	Males	570	965	3730	5265	0	0	0	0	0	0	0	0	0	0	0	0	0	0	0	0	5265	0
	Females	841	914	804	2559	0	0	0	0	0	0	0	0	0	0	0	0	0	0	0	0	2559	0
Total Number of Contacts	Males	3189	4292	2349	9830	0	0	0	0	0	0	0	0	0	0	0	0	0	0	0	0	9830	0
	Females	3039	3561	2286	8886	0	0	0	0	0	0	0	0	0	0	0	0	0	0	0	0	8886	0
	Total	6228	7853	4635	18716	0	0	0	0	0	0	0	0	0	0	0	0	0	0	0	0	18716	0
Total number of people reached	Males	4634	4391	10588	18835	0	0	0	0	0	0	0	0	0	0	0	0	0	0	0	0	18448	0
	Females	4957	4517	9416	18208	0	0	0	0	0	0	0	0	0	0	0	0	0	0	0	0	18033	0
	Total	9591	8908	20004	37043	0	0	0	0	0	0	0	0	0	0	0	0	0	0	0	0	36481	0
<b>Referrals</b>																							
VCT	Males	120	218	216	554	0	0	0	0	0	0	0	0	0	0	0	0	0	0	0	0	554	0
	Females	132	232	215	579	0	0	0	0	0	0	0	0	0	0	0	0	0	0	0	0	579	0
STI	Males	5	41	9	55	0	0	0	0	0	0	0	0	0	0	0	0	0	0	0	0	55	0
	Females	28	36	105	169	0	0	0	0	0	0	0	0	0	0	0	0	0	0	0	0	169	0
TB	Males	24	55	118	197	0	0	0	0	0	0	0	0	0	0	0	0	0	0	0	0	197	0
	Females	75	57	132	264	0	0	0	0	0	0	0	0	0	0	0	0	0	0	0	0	264	0
HBC	Males	47	41	51	139	0	0	0	0	0	0	0	0	0	0	0	0	0	0	0	0	139	0
	Females	221	51	64	336	0	0	0	0	0	0	0	0	0	0	0	0	0	0	0	0	336	0
BHCT	Males	16	14	31	61	0	0	0	0	0	0	0	0	0	0	0	0	0	0	0	0	61	0

Names of Officer Preparing the report.....

**APHIA II Coast**  
Behaviour Change Communication Monthly Reporting Form

Activity	Gender	Jan-Mar	Apr-Jun	Jul-Sep	Oct-Dec	Total	Target
CCC (HIV Care/OI and ART)	Females	63	95	32	190	0	0
	Males	93	108	74	275	0	0
FP	Females	191	130	124	445	0	0
	Males	23	19	6	48	0	0
Others (Specify.....)	Females	104	61	31	196	0	0
	Males	26	15	37	78	0	0
<b>Total Number of Referrals</b>	Females	0	7	3	10	0	0
	Males	354	511	542	1407	0	0
	<b>Total</b>	814	669	706	2189	0	0
<b>Peer Counselling activities</b>							
# of active in peer counselors		0	0	0	0	0	0
# of peer counselling sessions held		0	0	0	0	0	0
# of peers counselled	Males	0	0	0	0	0	0
	Females	0	0	0	0	0	0
<b>Condoms Distribution</b>							
Number of condom outlets		8	7	7	7	0	0
# of condoms distributed	Males	2038	2757	3486	8281	0	0
	Females	446	41	22	509	0	0
<b>Total # of condoms distributed</b>		2484	2798	3508	8790	0	0
<b>Stigma Reduction</b>							
No of people trained to give anti-stigma messages		0	0	0	0	0	0
No of Outreaches conducted by Ambassador of Hope	Males	5	5	5	15	0	0
	Females	830	127	947	1904	0	0
No of individuals reached with anti-stigma messages		778	211	519	1508	0	0
# of support groups established		0	0	0	0	0	0
# of people participating in support groups		0	0	0	0	0	0
<b>Economic Empowerment</b>							
<b>Mini vocational training for girls forum</b>		0	0	0	0	0	0
# Vocational trainings held		0	0	0	0	0	0
# of girls benefiting from Vocational trainings		0	0	0	0	0	0
<b>Entrepreneurship/business skills</b>							
# entrepreneurship/business sessions held		0	0	0	0	0	0
# of people benefiting from business sessions		0	0	0	0	0	0

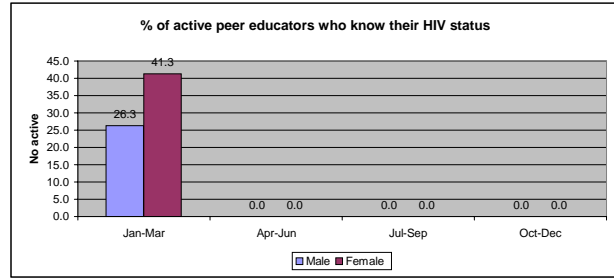
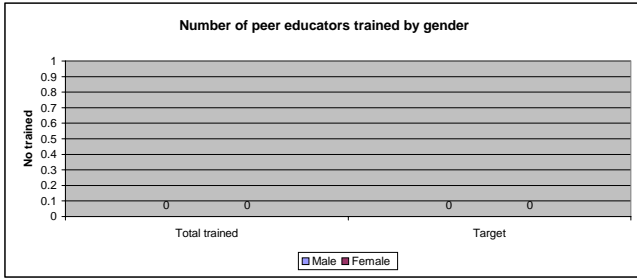
**Analysis**

**Number of peer educators trained**

	Jan-Mar	Apr-Jun	Jul-Sep	Oct-Dec	Total trained	Target
Male	0	0	0	0	0	0
Female	0	0	0	0	0	0

**% of active peer educators who know their HIV status**

	Jan-Mar	Apr-Jun	Jul-Sep	Oct-Dec
Male	26.3	#DIV/0!	#DIV/0!	#DIV/0!
Female	41.3	#DIV/0!	#DIV/0!	#DIV/0!

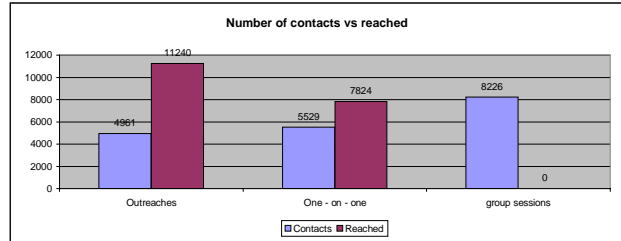
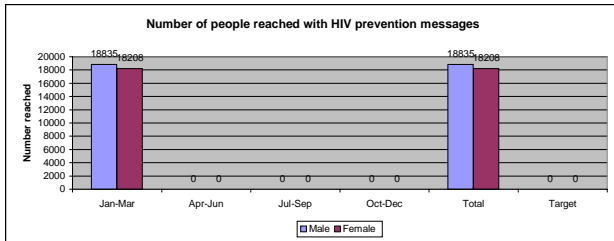


**Number of people reached with HIV prevention messages**

	Jan-Mar	Apr-Jun	Jul-Sep	Oct-Dec	Total	Target
Male	18835	0	0	0	18835	0
Female	18208	0	0	0	18208	0

**Number of contacts vs reached**

	Outreaches	One - on - one	group sessions
Contacts	4961	5529	8226
Reached	11240	7824	0

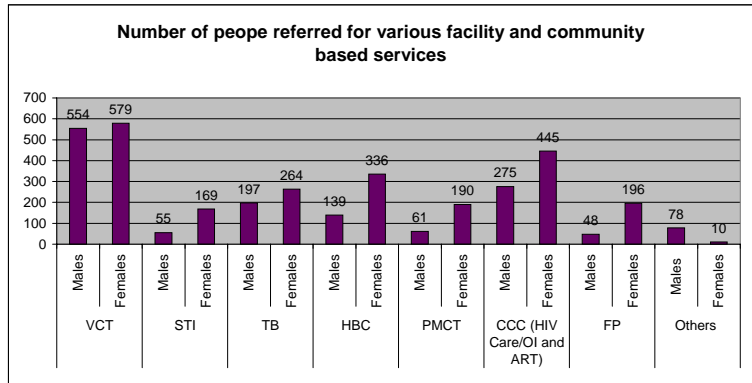


Names of Officer Preparing the report.....

**APHIA II Coast**  
Behaviour Change Communication Monthly Reporting Form

**Number of referrals**

		Jan-Mar	Apr-Jun	Jul-Sep	Oct-Dec	Total
VCT	Males	554	0	0	0	554
	Females	579	0	0	0	579
STI	Males	55	0	0	0	55
	Females	169	0	0	0	169
TB	Males	197	0	0	0	197
	Females	264	0	0	0	264
HBC	Males	139	0	0	0	139
	Females	336	0	0	0	336
PMCT	Males	61	0	0	0	61
	Females	190	0	0	0	190
CCC (HIV Care/OI and ART)	Males	275	0	0	0	275
	Females	445	0	0	0	445
FP	Males	48	0	0	0	48
	Females	196	0	0	0	196
Others	Males	78	0	0	0	78
	Females	10	0	0	0	10



Names of Officer Preparing the report.....

**APHIA II Coast**  
Behaviour Change Communication Monthly Reporting Form

Name of partner organisation:	
District:	
Programme Area:	
Target Group:	

Year: 2007		Monthly Achievements			Quarterly summary		Monthly Achievements			Quarterly summary		Monthly Achievements			Quarterly summary		Monthly Achievements			Quarterly summary		Yearly su
		Jan	Feb	March	Actual Attained	Target	April	May	June	Actual Attained	Target	July	Aug	Sep	Actual Attained	Target	Oct	Nov	Dec	Actual Attained	Target	Actual Attained
<b>Training</b>																						
# of active peer educators	Males				0					0					0					0		0
	Females				0					0					0					0		0
# of peer educators tested and received results	Males				0					0					0					0		0
	Females				0					0					0					0		0
# of peer education trainings held					0					0					0					0		0
# of peer educators newly trained ( PE, MT)	Males				0					0					0					0		0
	Females				0					0					0					0		0
# of peer educators attending refresher courses	Males				0					0					0					0		0
	Females				0					0					0					0		0
# of TOT trainings held					0					0					0					0		0
# of people attending TOT training	Males				0					0					0					0		0
	Females				0					0					0					0		0
# of people attending other trainings (Specify).....	Males				0					0					0					0		0
	Females				0					0					0					0		0
Total # of all trainings conducted (workshops & training sessions)		0	0	0	0	0	0	0	0	0	0	0	0	0	0	0	0	0	0	0	0	0
Total # of peer educators trained	Males	0	0	0	0	0	0	0	0	0	0	0	0	0	0	0	0	0	0	0	0	0
	Females	0	0	0	0	0	0	0	0	0	0	0	0	0	0	0	0	0	0	0	0	0
	<b>Total</b>	0	0	0	0	0	0	0	0	0	0	0	0	0	0	0	0	0	0	0	0	0
<b>IEC Materials and Information distribution</b>																						
# of BCC/IEC materials disseminated (by type)	Fliers				0					0					0					0		0
	Posters				0					0					0					0		0
	Pamphlets				0					0					0					0		0
	Others				0					0					0					0		0
	<b>Total</b>	0	0	0	0	0	0	0	0	0	0	0	0	0	0	0	0	0	0	0	0	0
# of target population reached by (IEC materials & information)	Males			0	0					0					0					0		0
	Females				0					0					0					0		0
<b>Peer Education Activities</b>																						
<b>Outreaches</b>																						

Names of Officer Preparing the report.....



**APHIA II Coast**  
Behaviour Change Communication Monthly Reporting Form

VCT	Females																				0	0
	Males																				0	0
STI	Females																				0	0
	Males																				0	0
TB	Females																				0	0
	Males																				0	0
HBC	Females																				0	0
	Males																				0	0
PMCT	Females																				0	0
	Males																				0	0
CCC (HIV Care/OI and ART)	Females																				0	0
	Males																				0	0
FP	Females																				0	0
	Males																				0	0
Others (Specify.....)	Females																				0	0
	Males																				0	0
<b>Total Number of Referrals</b>	<b>Males</b>	0	0	0	0	0	0	0	0	0	0	0	0	0	0	0	0	0	0	0	0	0
	<b>Females</b>	0	0	0	0	0	0	0	0	0	0	0	0	0	0	0	0	0	0	0	0	0
	<b>Total</b>	0	0	0	0	0	0	0	0	0	0	0	0	0	0	0	0	0	0	0	0	0
<b>Peer Counselling activities</b>																						
# of active in peer counselors																					0	0
# of peer counselling sessions held																					0	0
# of peers counselled	Males																				0	0
	Females																				0	0
<b>Condoms Distribution</b>																						
Number of condom outlets																					0	0
# of condoms distributed	Males																				0	0
	Females																				0	0
<b>Total # of condoms distributed</b>		0	0	0	0	0	0	0	0	0	0	0	0	0	0	0	0	0	0	0	0	0
<b>Stigma Reduction</b>																						
No of people trained to give anti-stigma messages																					0	0
No of Outreaches conducted by Ambassador of Hope																					0	0
No of individuals reached with anti-stigma messages	Males																				0	0
	Females																				0	0
# of support groups established																					0	0
# of people participating in support groups																					0	0
<b>Economic Empowerment</b>																						
<b>Mini vocational training for girls forum</b>																						
# Vocational trainings held																					0	0
# of girls benefiting from Vocational trainings																					0	0

Names of Officer Preparing the report.....

**APHIA II Coast**  
Behaviour Change Communication Monthly Reporting Form

Entrepreneurship/business skills																				
# entrepreneurship/business sessions held						0				0					0				0	0
# of people benefiting from business sessions						0				0					0				0	0

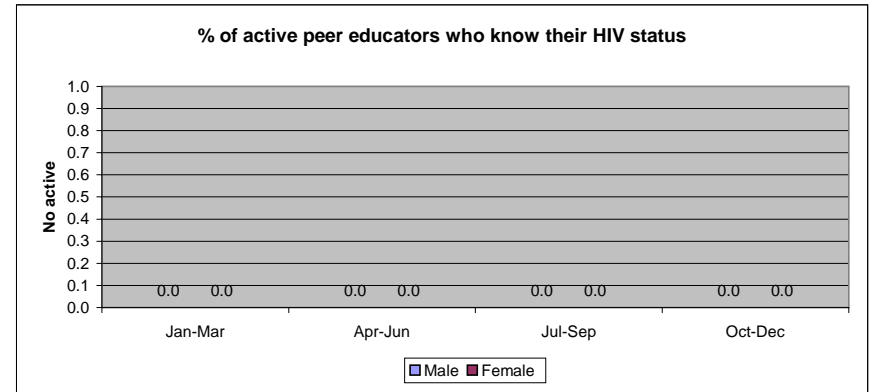
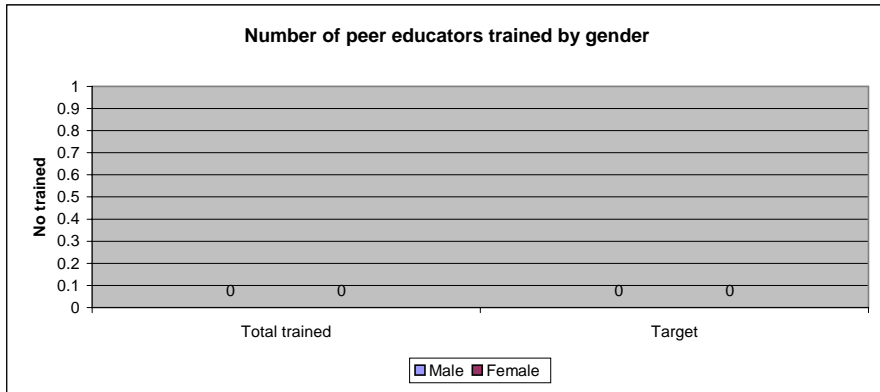
**Analysis**

**Number of peer educators trained**

	Jan-Mar	Apr-Jun	Jul-Sep	Oct-Dec	Total trained	Target
Male	0	0	0	0	0	0
Female	0	0	0	0	0	0

**% of active peer educators who know their HIV status**

	Jan-Mar	Apr-Jun	Jul-Sep	Oct-Dec
Male	#DIV/0!	#DIV/0!	#DIV/0!	#DIV/0!
Female	#DIV/0!	#DIV/0!	#DIV/0!	#DIV/0!

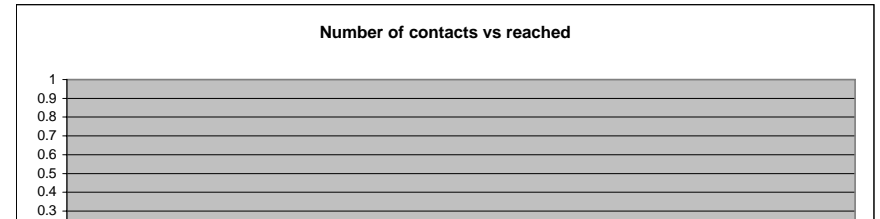
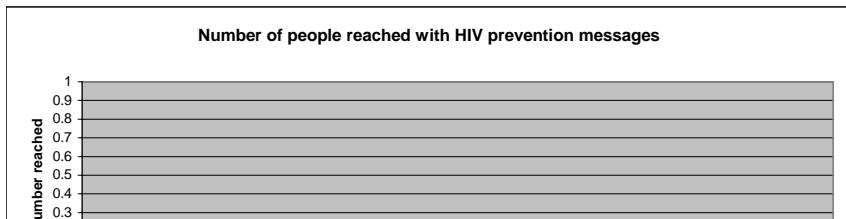


**Number of people reached with HIV prevention messages**

	Jan-Mar	Apr-Jun	Jul-Sep	Oct-Dec	Total	Target
Male	0	0	0	0	0	0
Female	0	0	0	0	0	0

**Number of contacts vs reached**

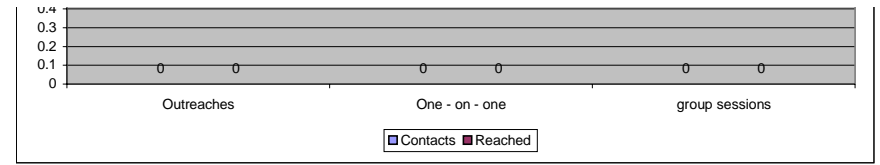
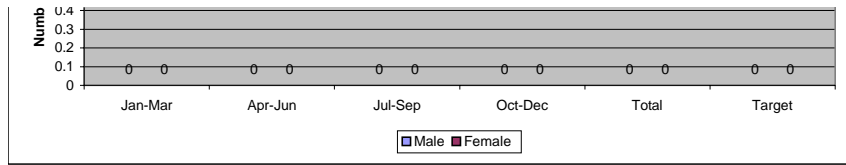
	Outreach	One - on - one	group sessions
Contacts	0	0	0
Reached	0	0	0



Names of Officer Preparing the report.....

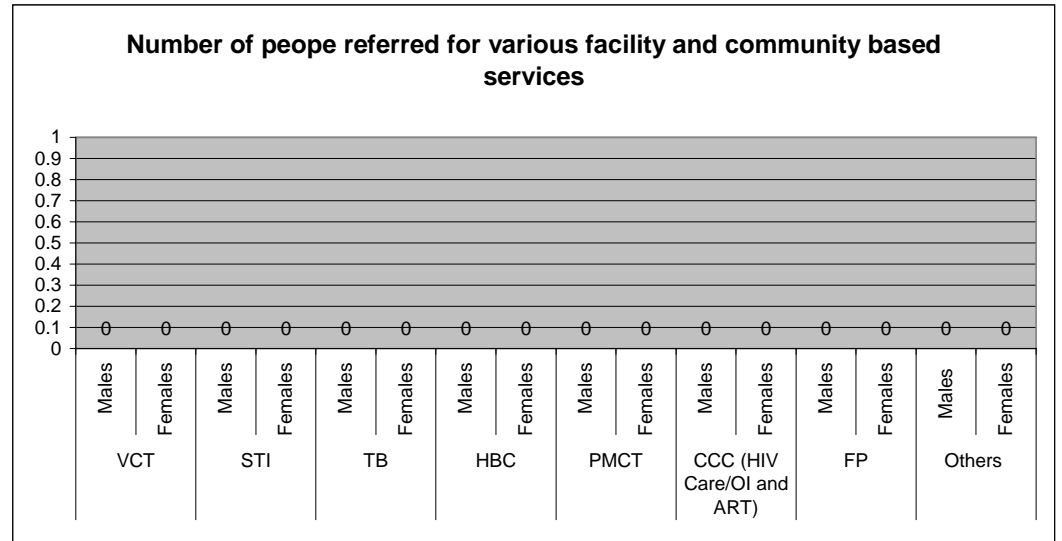
## APHIA II Coast

### Behaviour Change Communication Monthly Reporting Form



#### Number of referrals

		Jan-Mar	Apr-Jun	Jul-Sep	Oct-Dec	Total
VCT	Males	0	0	0	0	0
	Females	0	0	0	0	0
STI	Males	0	0	0	0	0
	Females	0	0	0	0	0
TB	Males	0	0	0	0	0
	Females	0	0	0	0	0
HBC	Males	0	0	0	0	0
	Females	0	0	0	0	0
PMCT	Males	0	0	0	0	0
	Females	0	0	0	0	0
CCC (HIV Care/OI and ART)	Males	0	0	0	0	0
	Females	0	0	0	0	0
FP	Males	0	0	0	0	0
	Females	0	0	0	0	0
Others	Males	0	0	0	0	0
	Females	0	0	0	0	0



Names of Officer Preparing the report.....

**APHIA II Coast**  
Behaviour Change Communication Monthly Reporting Form

**Summary**

Target
0
0
0
0
0

**Names of Officer Preparing the report.....**





**APHIA II Coast**  
Behaviour Change Communication Monthly Reporting Form



**Names of Officer Preparing the report.....**

**APHIA II Coast**  
Behaviour Change Communication Monthly Reporting Form



**Names of Officer Preparing the report.....**